

Happy Camper



INNOVATIVE DESIGN

A RETRO-MODERN LOOK FOR TODAY'S NEEDS

Happier Camper is dedicated to innovation. With a retro look and modern design, our products are created to keep up with a contemporary lifestyle. Our fiberglass travel trailers and van conversion kits are made to last for generations. We always say you never really own a Happier Camper, you just take care of it for the next generation.

Designed for the modern lifestyle, our fiberglass travel trailers are among the lightest in their class. With high-quality fiberglass constructions, our campers don't need to be towed with a large truck. The aerodynamic design of the campers will save you dollars at the pump. The HC1 Suite trailers can fit in a single parking space, and the Traveler is still easy to move and store compared to other trailers.

INCREDIBLE VERSATILITY

Our highly flexible Adaptiv® modular system allows you to easily customize our campers on-the-fly. From camping, to hauling, to sleeping, you can move the Adaptiv cubes and components to create the layout you want in minutes.

THE PERFECT FIT

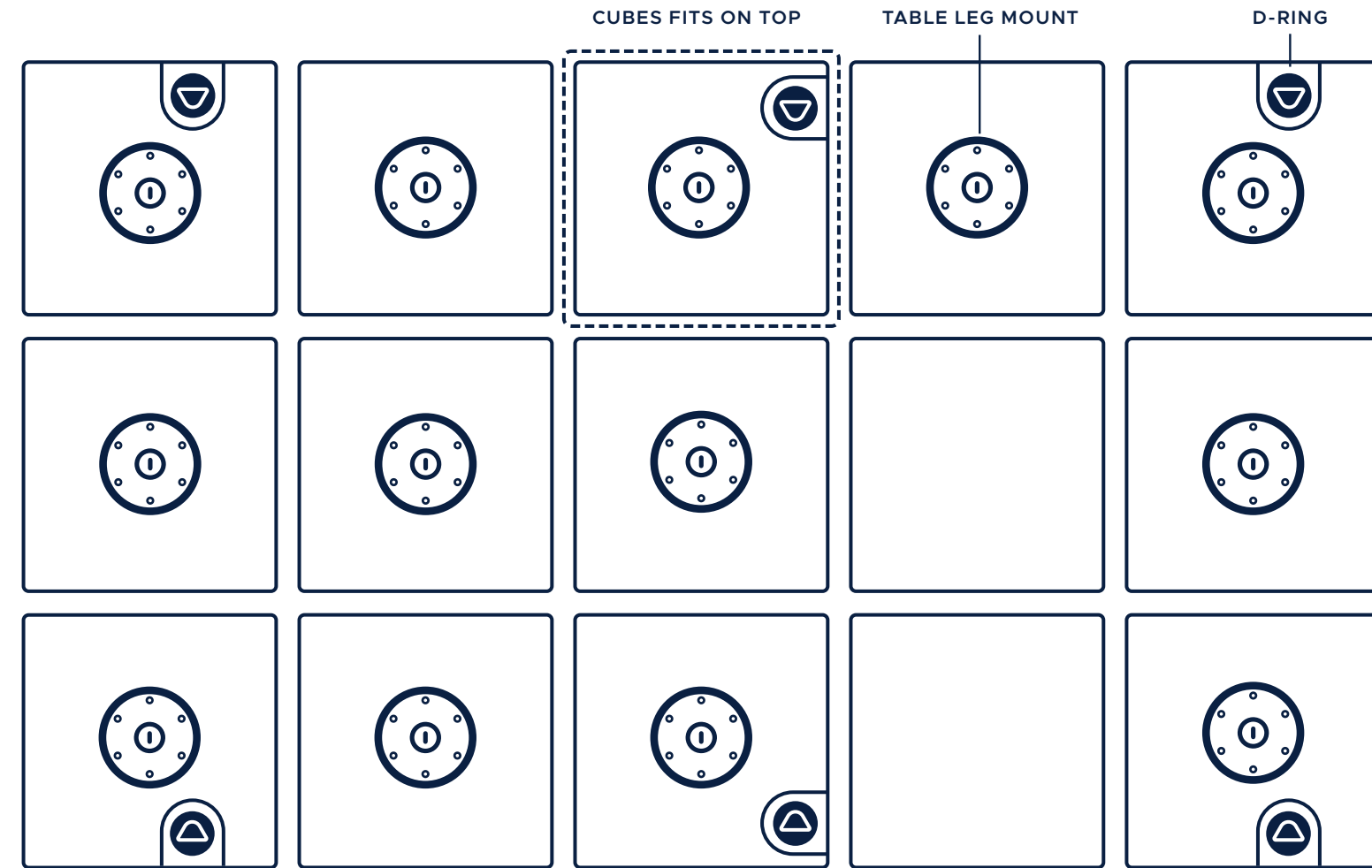
With available solar, heating, and cooling accessories, plus our patented Adaptiv system, you can fully build out your camper to perfectly suit your needs. Our signature Adaptiv system can also convert your Sprinter van to a camper van in an afternoon!

With upgrades like custom gelcoat colors or fabrics, our sales team will work with you to create a build that reflects your style.



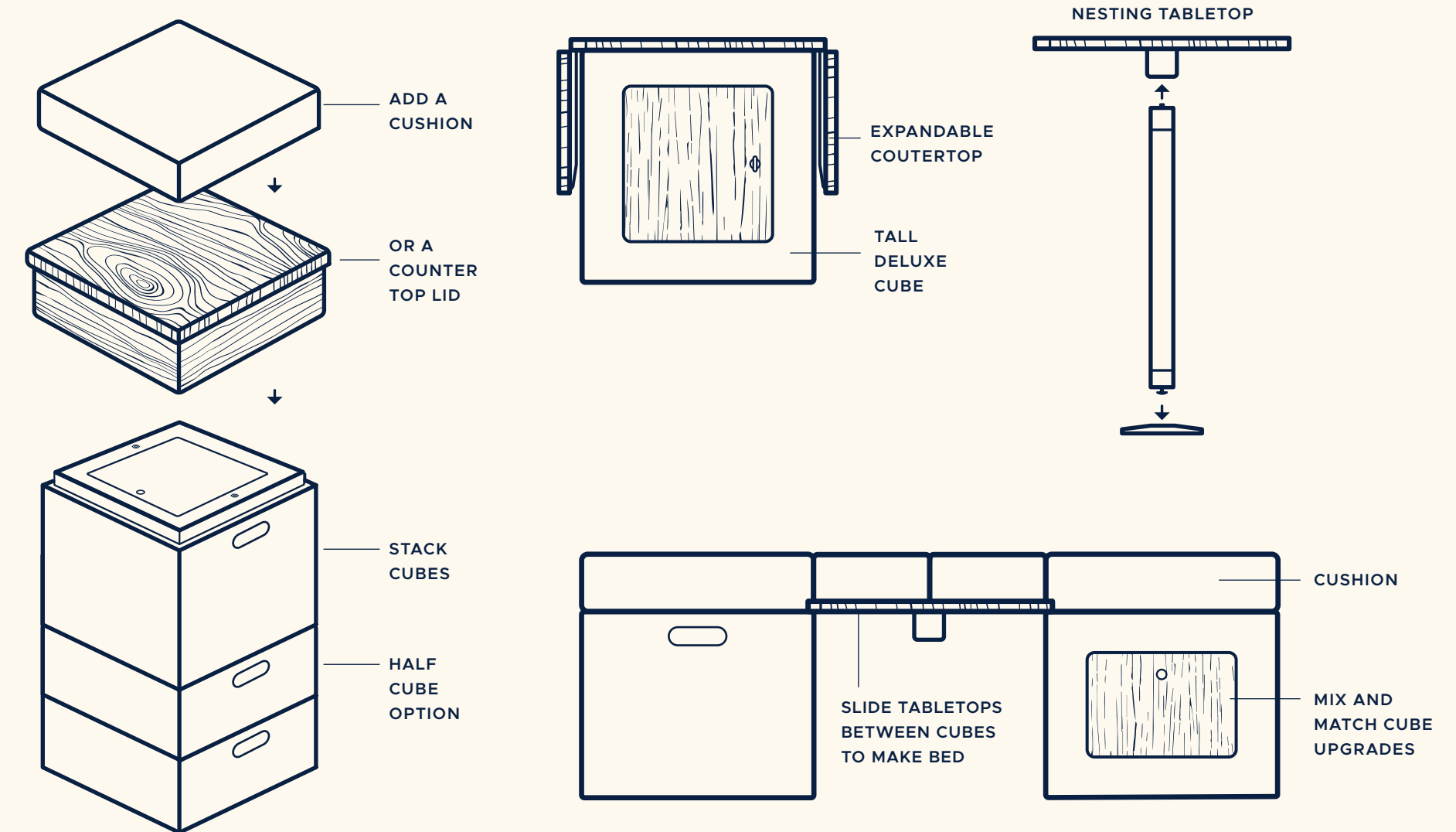
THE ADAPTIV® MODULAR FLOOR

All of our Adaptiv modular floors are made of 1.5" thick honeycomb fiberglass. They are strong yet incredibly light. Grooves are embedded in the floor to hold the Adaptiv cube components in place — just like Lego®. Table legs easily attach to the floor and are uniquely placed for maximum convenience. The HC1 modular floor is shown here.



ADAPTIV® COMPONENTS ARE FAST & EASY TO SET-UP

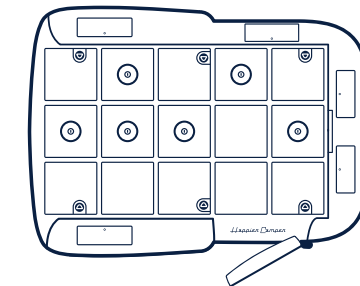

The roto-molded cubes nestle easily into the ridged-fiberglass floor of the Happier Camper product suite. These 12 lb cubes are easily moved, stacked, and used indoors or out.



PRODUCT SUITE

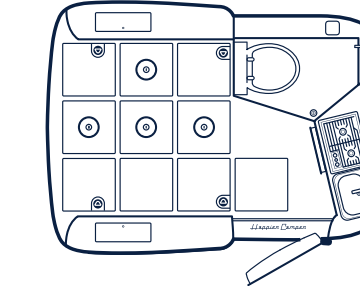



THE HC1 SUITE



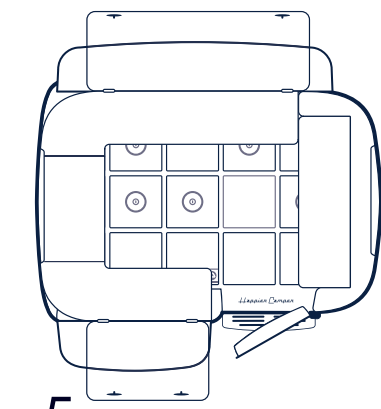

HC1

- Flexible and ultralight
- Tow with most standard cars
- Adaptiv® modular interior
- Large rear hatch door
- Sleeps up to family of 5
- Durable fabrics and hardwares
- Off-grid and solar-ready
- Fits in a single parking space



HC1 STUDIO

- Fully-appointed bathroom & kitchenette
- Water and air heater
- Modular rear space
- Sleeps 2
- Adaptiv® queen bed
- Drawer fridge
- 17-gallon freshwater tank
- 17-gallon graywater tank
- Still fits in a single parking space



5

HC1 VENTURE

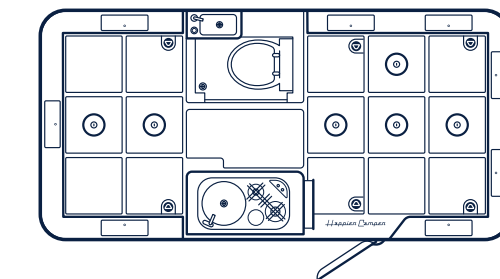

- Premium concession windows
- Tow with most standard cars
- Modular interior doubles as seating or storage
- Large rear hatch door
- Exterior & interior serving bars
- Durable fabrics and hardware
- Off-the-grid and solar-ready
- Fits in a single parking space

EASY SET-UP
THE EYE-CATCHING DESIGN AND FLEXIBILITY OF THE HC1 VENTURE WILL HELP YOU GROW YOUR BUSINESS. ACTIVATE YOUR BRAND WITHOUT THE HASSLE OF TRADITIONAL POP-UPS.

THE TRAVELER



SPACIOUS
WITH TWO DEDICATED LIVING SPACES AND AN INTEGRATED BATHROOM AND KITCHENETTE, THE TRAVELER IS UNLIKE ANY OTHER CUSTOM TRAVEL TRAILER IN ITS CLASS.


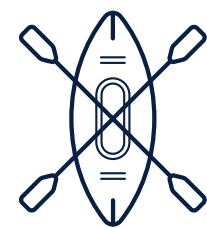


TRAVELER

- Lightweight (Under 2,500 lbs loaded)
- Towable by standard cars & SUVs
- Fully-equipped for cross country travel
- Full kitchenette & bathroom
- High-quality fiberglass construction
- Semi-modular interior
- Combination water and air heater
- Robust power system, solar-ready
- Built to last & handcrafted

CAMPER FEATURES





HAULING

The camper floors include D-ring tie downs. Adaptiv[®] components can easily be removed in order to haul equipment, supplies for a small business, or even a motorcycle.

HC1 STUDIO FEATURES

Perfect for two- or just for you. The HC1 Studio includes the most important "creature comforts" in a compact trailer, such as an Adaptiv queen-sized bed, a full wet bath, and a kitchenette.



INTEGRATED BATHROOM

After a long day of exploring, enjoy a heated shower after in the privacy of your own bathroom. The HC1 Studio bathroom features either a cassette toilet or a Laveo Dry Flush toilet. The toilet can be moved aside for you to enjoy more room while showering. The patented "self-cleaning" retractable shower door can be closed while you use the shower.



FULLY APPOINTED KITCHENETTE

With a dual-burner propane stove and sink with a custom cutting board, the HC1 Studio kitchenette features plenty of room to prep and cook full meals during your trip. Convenient storage options, such as an upper storage compartment and Adaptiv cubes, allow you to stash cooking utensils. The 12V drawer fridge keeps your food chilled.





TRAVELER FEATURES

With a spacious interior that features two dedicated living spaces, a wet bath, and a kitchenette, the Traveler was built with your comfort in mind.



INTEGRATED BATHROOM

The HCT's bathroom has everything you need, including a Laveo Dry Flush toilet, a sink, covered toilet paper holder, shower and patented "self-cleaning" retractable door. The shower faucet can be placed in the wall mount or held by hand. The propane-powered combination water and air heater means you'll be comfortable when showering in your HCT.



FULLY APPOINTED KITCHENETTE

Cooking in the HCT is a breeze with a dual burner stove, a sink, a cutting board and convenient spice storage. The HCT also features a large door fridge cube and an upper storage compartment.

LIGHT & TOUGH EXTERIOR

FIBERGLASS CONSTRUCTION

Designed for the modern lifestyle, our fiberglass travel trailers are among the lightest in their class. We chose fiberglass because it has one of the best strength to weight to cost ratios available. Our campers don't need to be towed with a large truck and the aerodynamic design will help you save dollars at the pump.

Our trailers are hand-built by craftsmen, not robots. This may include slight differences in the look or feel of the fiberglass or installation of an item in your camper. Since we don't use a mechanized, industrialized assembly line, no two campers will be or look exactly the same. We built it just for you.

PICK ONE OF OUR COLORS OR CUSTOMIZE

Whether you choose gelcoat for just the bottom half of your camper or all the way around for a full-shell gelcoat application, you can select a complimentary color option or customize your own as an upgrade.

WHY GELCOAT?

Though it is very strong, fiberglass products are known for exhibiting small cracks and fissures called gelcoat cracks and spider cracks. They are nothing to worry about and are considered cosmetic, not structural. You can learn more online in our Nature of Fiberglass guide on our Resource Center.




ROADSIDE
IF YOU WERE TOWING YOUR CAMPER AND PULLED OVER, THE DRIVER'S SIDE WOULD BE CLOSEST TO THE ROAD, "ROADSIDE".

CURBSIDE
THE PASSENGER'S SIDE WOULD BE OVER THE CURB, SO THIS IS REFERRED TO AS "CURBSIDE".


COLOR OPTIONS




HC1 SUITE



HALF SHELL




HALF SHELL +
COMPLIMENTARY HALF DOOR




FULL SHELL UPGRADE

TRAVELER




HALF SHELL



FULL SHELL

GELCOAT COLOR OPTIONS



MAMMOTH WHITE VENICE BREEZE MOJAVE SAGE TOPANGA TURQUOISE PALM SPRINGS YELLOW (SEASONAL)

CUSTOMIZATIONS




The standard half shell option comes with a mammoth white door. Change to a half door for no additional cost (for Standard and Premium packages). Upgrade to color matching exterior bars (complimentary on the full shell).

Our team can match your company's brand identity color, or help design a one-of-a-kind gelcoat color for your trailer.

Please inquire for more information about the customization process.



GELCOAT COLOR OPTIONS



MAMMOTH WHITE VENICE BREEZE MOJAVE SAGE TOPANGA TURQUOISE PALM SPRINGS YELLOW (SEASONAL)

CUSTOMIZATIONS




Whether you choose a standard gelcoat color or go the custom route, you can choose a half shell or full shell color for the HCT.

As an added perk for Premium HCT orders, Happier Camper offers a complimentary full shell gelcoat upgrade. Additional upgrade fees apply for custom colors.



HC1 VENTURE & BRANDING OPTIONS

COLOR MATCH
EXTERIOR BARS
EXAMPLE




CUSTOM HALF SHELL

STANDARD WHITE
EXTERIOR BARS
EXAMPLE



CUSTOM FULL SHELL

COLOR MATCH
EXTERIOR BARS
EXAMPLE



CUSTOM VINYL WRAP

CUSTOM GELCOAT COLOR

Our team can match your company's brand identity color, or help design a one-of-a-kind color.


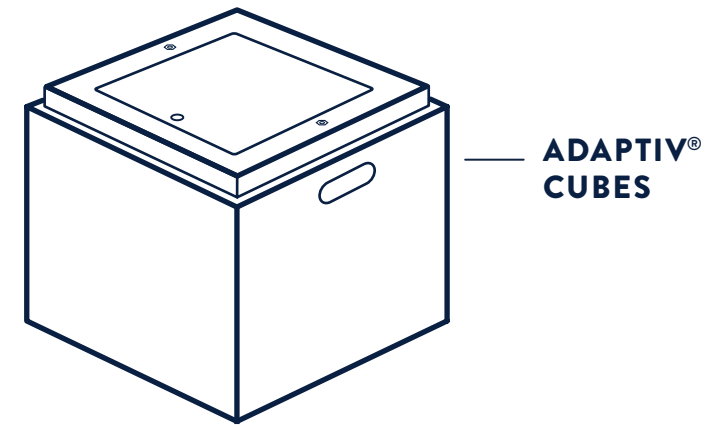
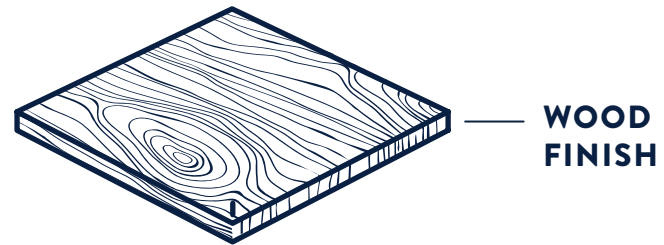
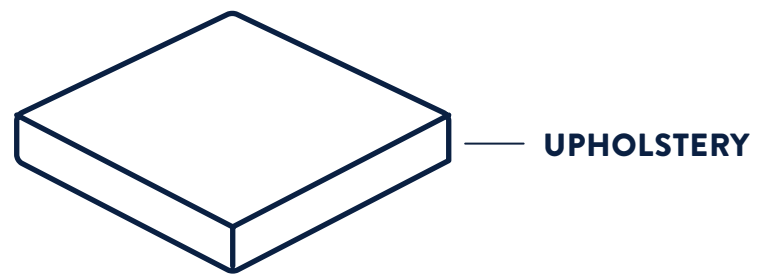
The exterior fiberglass bars are made in Mammoth White. Happier Camper can match the exterior bars to your camper color for an upcharge. Please note, if you have a full shell upgrade, we can match the color of your bar complimentary.

VINYL WRAPPING


Vinyl wrapping is a great option if you would like to display your logo or custom pattern. This method is great because it protects your gelcoat and maintains it for longer. We can also connect you with a trusted vendor for logos and graphic wraps.

Please inquire for more information about the customization process.


INTERIOR FINISHES



BEIGE



GRAY




BAMBOO LAMNATE



WEATHERED WOOD



MATTE WHITE



SLATE



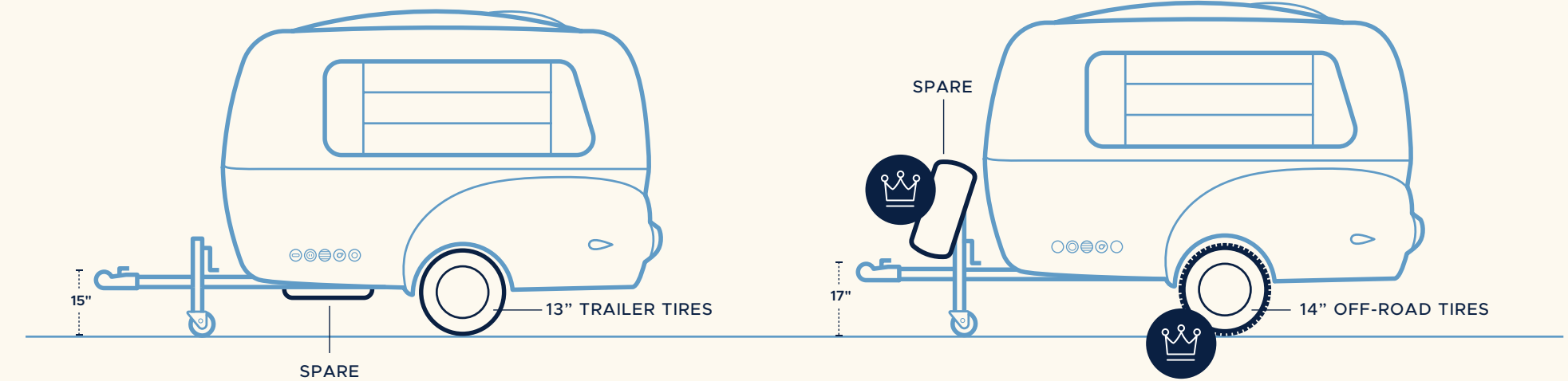
CUSTOM OPTIONS
WE CAN MATCH YOUR DESIRED FABRIC COLOR – ASK ABOUT OUR CUSTOM SUNBRELLA[®] UPHOLSTERY PACKAGES AVAILABLE AT AN ADDITIONAL COST.



EXTERIOR OPTIONS



SUSPENSION OPTIONS



Whether you plan to stay at developed campsites or venture to more remote destinations, you can choose a suspension option that will help get you there. If you plan to traverse down rough terrain or gravel roads, the extra clearance of the lifted suspension can help you explore further. For accessing campsites with well-maintained roads, the standard suspension is a great fit.

STANDARD SUSPENSION

Each camper in the HC1 suite comes with a standard suspension, which features 13" tires with moon caps. For the standard HC1, the top of the 2" ball should sit about 15" off the ground.

The HCT features 14" all-terrain tires. The 2" ball should be 17" above the ground for the HCT.

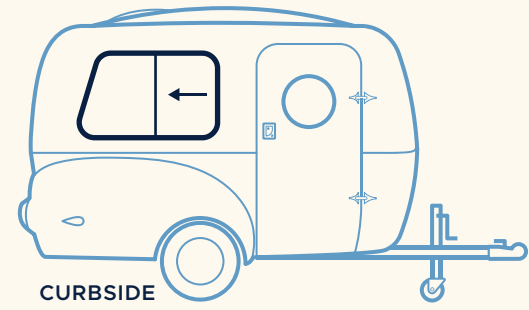
LIFTED PACKAGE

The campers in the HC1 suite can be outfitted with a lifted suspension package. The lifted package features 14" all-terrain tires and a 2" welded lift to the frame.

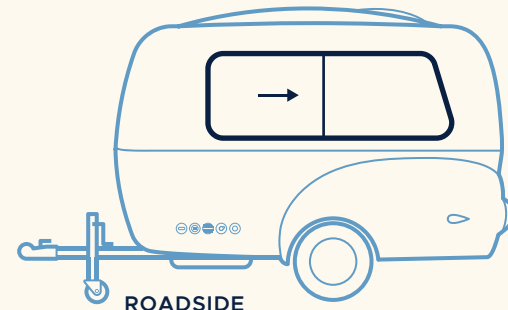


For a lifted HC1, the top of the ball should be 17" from the ground.

There is no lifted option for the HCT.



WINDOW OPTIONS



CURBSIDE



ROADSIDE



STYLIZED

The stylized window option comes standard in the HC1 suite. They slide open horizontally and feature an integrated screen. Interior blinds are also part of the package.

JALOUSIE

The iconic jalousie windows, also known as louvered windows, consist of horizontal glass panels on a track in a window frame. Using a manual knob operator, the panels can be opened and closed like the slats of Venetian blinds. These windows are sold in a roadside and curbside set.

CONCESSION

These windows come standard in the Venture. Designed with two hydraulic rods for effortless opening, our concession windows can keep the awning up to 85 degrees. Each window has two locks ensure maximum security.



INTERIOR OPTIONS





JALOUSIE WINDOW

WINDOW COVERINGS

Each window installed by Happier Camper includes a screen (if operable) and blinds. Whether you want to catch the breeze or maintain your privacy, the window coverings have your back.



STANDARD BLINDS
These blinds attach on the inside and is used with the stylized windows. Comes for all stylized window sizes.



CONCESSION WINDOW SCREENS
Snap on the soft indoor window screens made of a light durable acme material in minutes. Comes with both concession windows.

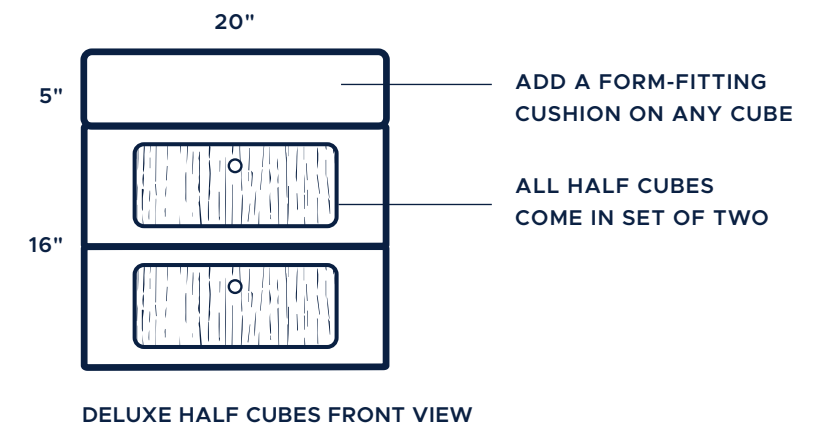
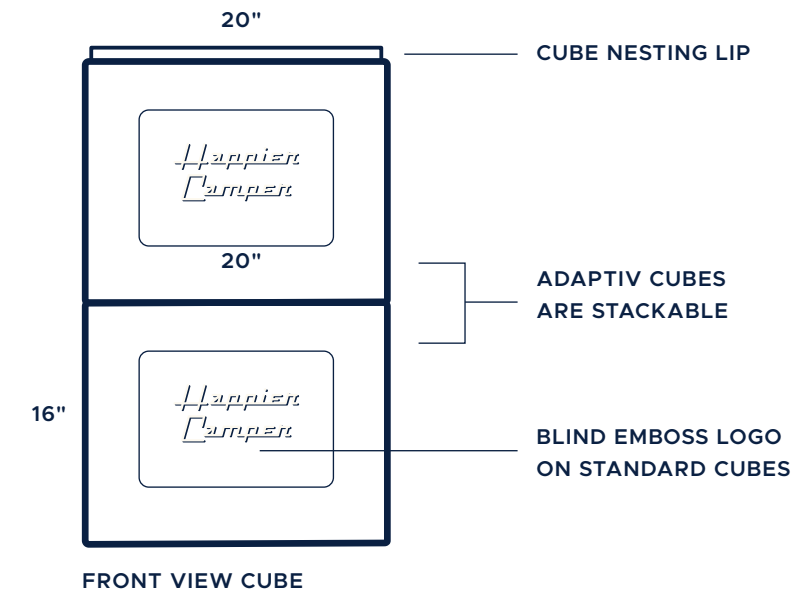
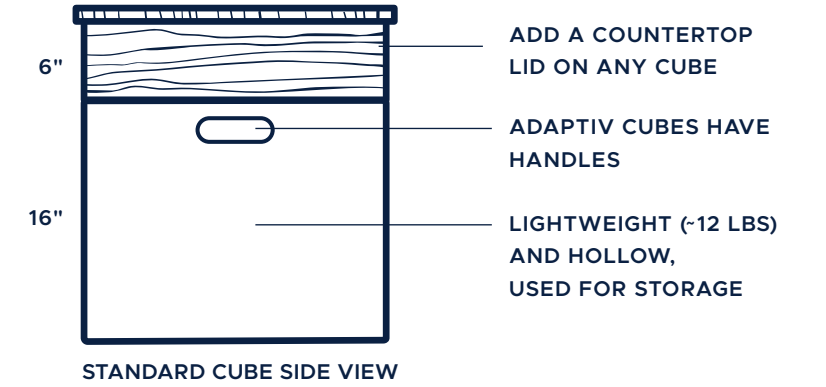
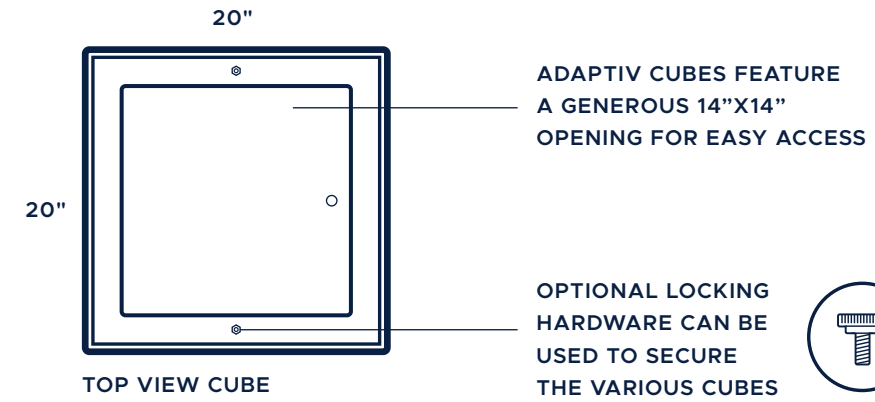


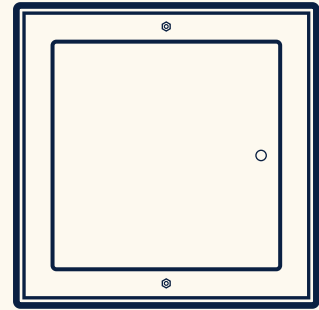
SLIDING BLINDS AND SCREEN
If your camper features the operable front & rear windows, the built-in frame features sliding blinds and screen.

THE ADAPTIV[®] SYSTEM

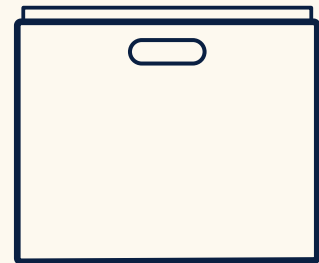


ADAPTIV[®] CUBE DESIGN FEATURES





TOP VIEW



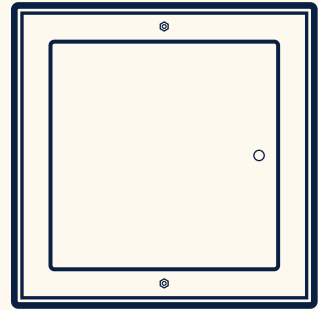
SIDE VIEW



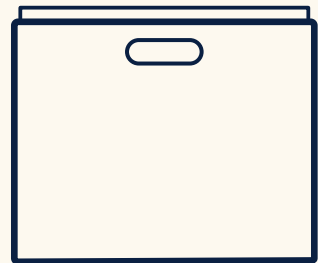
FRONT VIEW

STANDARD CUBE


This is the standard Adaptiv® cube. You can access storage by opening the top lid (see above). As with all the storage cubes, you can also add a cushion or counter top lid on top.



TOP VIEW



SIDE VIEW

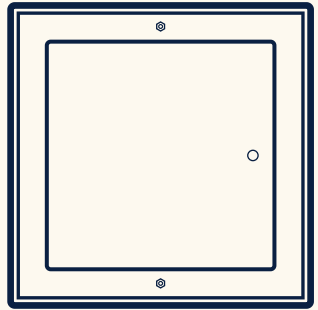


FRONT VIEW

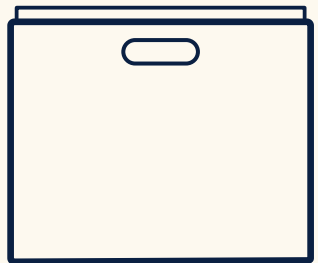
ACCESS HOLE UPGRADE

This cube features a front-facing opening for easy access. The access hole upgrade allows you to grab items from inside your cube without picking up a cushion and the lid.

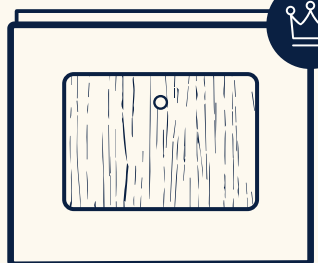
Easily store items such as hiking boots, pillows, and games so you can quickly grab and go.



TOP VIEW



SIDE VIEW



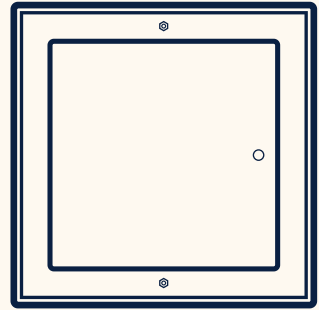
FRONT VIEW

DELUXE UPGRADE

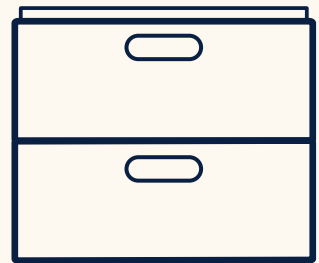
This upgrade features a refined wooden door to the front of a cube with access hole upgrade.

or INSULATED DRAWER UPGRADE

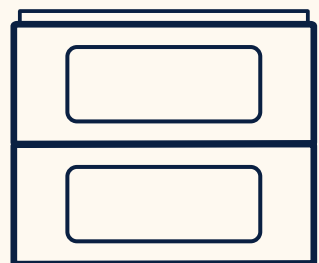
Foam-insulated cube, with a drawer in the front.



TOP VIEW



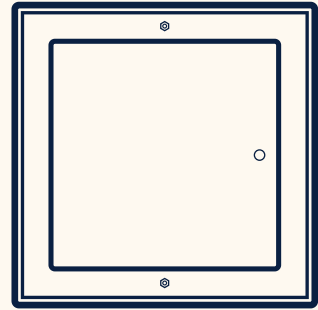
SIDE VIEW



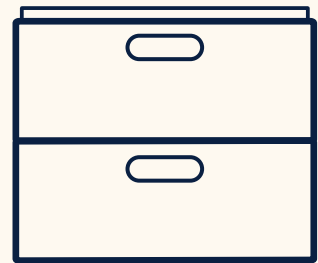
FRONT VIEW

HALF CUBE SET

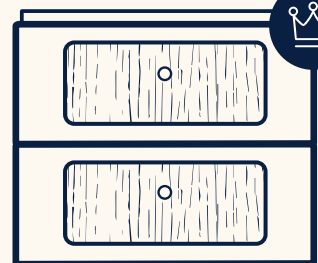
Two smaller cubes that stack on one another to make the same size as a standard modular cube. Use them to create seating and storage of varied heights in your camper or van. These half cubes are also perfect for children to sit and lounge, indoors and out!



TOP VIEW



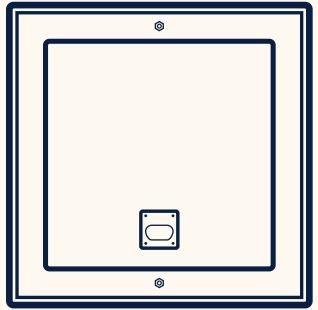
SIDE VIEW



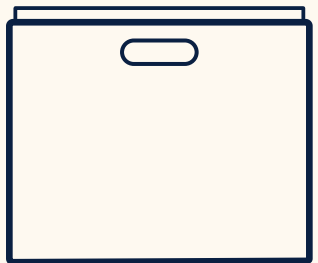
FRONT VIEW

HALF CUBES W/ INSULATED DRAWER UPGRADE

A foam-insulated drawer is installed in each half cube to provide additional organization and access for smaller items, such as keys and cameras, or food items that you don't want to store in the fridge or a Cooler Cube



TOP VIEW



SIDE VIEW



FRONT VIEW

COOLER ICE BOX CUBE

Conveniently stash away your snacks or keep beverages cool in the Adaptiv® Cooler Cube. This standard cube has been retrofitted to include a 3" insulated foam interior without compromising on space in your HC1. Fill with ice and access from the top.



MIX & MATCH

YOU CAN CHOOSE HOW MANY ADAPTIV MODULAR CUBES YOU WOULD LIKE TO HAVE THE FOLLOWING UP-GRADDES. YOU DON'T NEED TO GET THESE UP-GRADDES IN EVERY CUBE.

CUSHIONS & TOPPERS

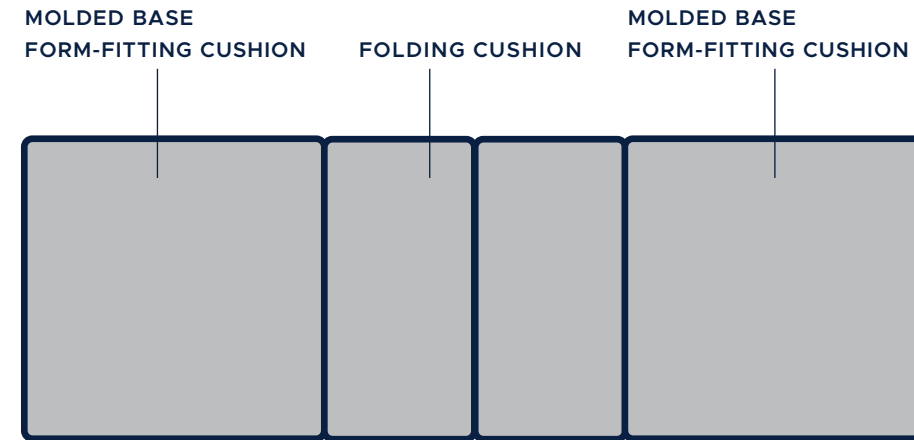
Whether you're getting a great night's sleep or lounging in your camper, these Adaptiv® cushions will keep you comfortable. Because the cushions are wrapped in UV-protected Sunbrella® fabric, you can use them indoors or outdoors!

Cushions are designed to cover modular Adaptiv cubes, as well as the perimeter benches in campers and the benches in vans. These narrow perimeter cushions line the walls of the camper expand your sleeping and lounging area.

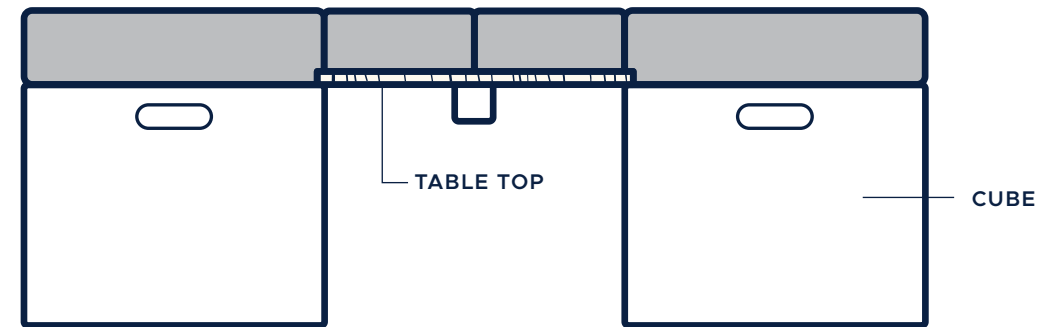
To set up a bed, the table tops glide over the top ridges of the cubes – no installation necessary! Simply cover the table with a folding cushion and your bed will be set up and ready to enjoy. Store the table legs on the ground or strapped to the bottom of a table.

Each cushion is made with high-quality foam and designed to keep you comfortable. This foam helps you stay cool while providing optimal support. The cushion covers can easily be removed for spot cleaning or laundering. We recommend you lay cushions flat to dry or tumble dry low.

THE ADAPTIV® ROW




TOP VIEW



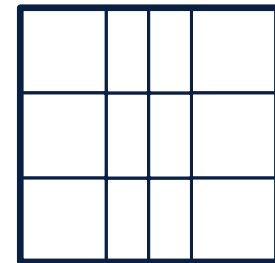
SIDE VIEW




1 ROW =
ADAPTIV TWIN BED



2 ROWS =
ADAPTIV FULL BED




3 ROWS =
ADAPTIV QUEEN BED



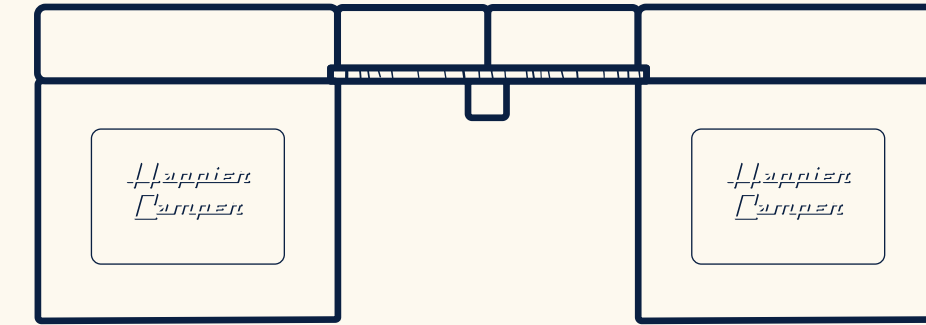
5 ROWS =
ADAPTIV MEGABED



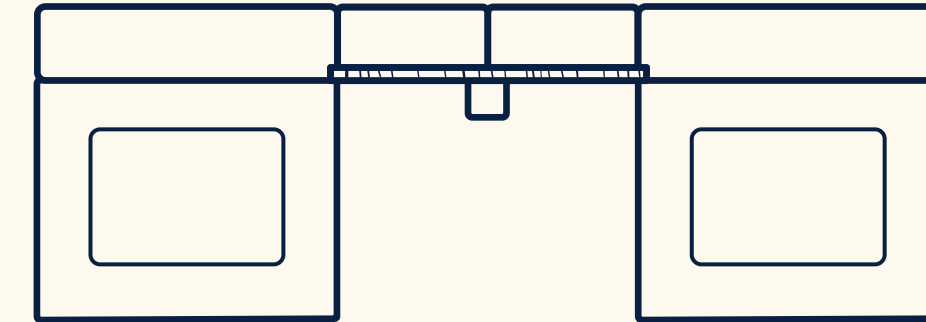
WEATHERED
WOOD



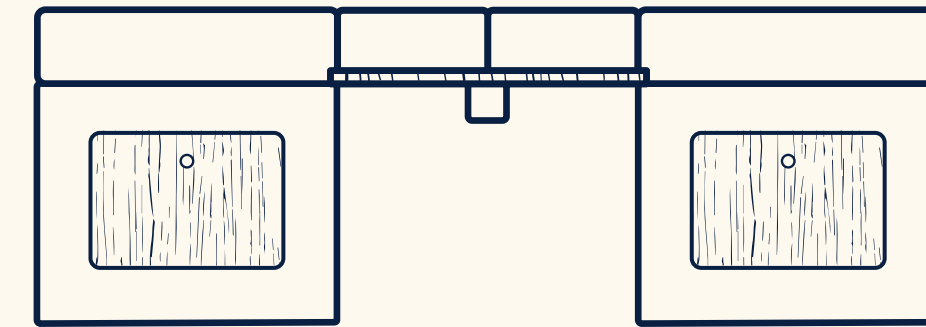
BAMBOO
LAMINATE



STANDARD



ACCESS HOLE



DELUXE

ADAPTIV ROW

A set comes with two Standard Adaptiv® Cubes, an Adaptiv® Tabletop, and three cushions.

Please see our interior finishes section for more information on cushion color and wood finishes.

ADAPTIV ROW W/ ACCESS HOLE UPGRADE

This set comes with two Access Hole Adaptiv® Cubes, an Adaptiv® Tabletop, and three cushions.

ADAPTIV ROW W/ DELUXE CUBE OR INSULATED DRAWER CUBE

This set comes with two Deluxe Adaptiv Cubes or Drawer Cubes, an Adaptiv Tabletop, and three cushions.

HC1 SUITE CUSHIONS




BEIGE




GRAY


Pick one cushion color.



MOLDED BASE
FORM-FITTING CUSHION




FOLDING CUSHION




FOLDING CUSHION
WITH STRAPS



SMALL PERIMETER
SIDE CUSHION*



LARGE
PERIMETER
SIDE CUSHIONS



FRONT
PERIMETER
SIDE CUSHION*

CUBE CUSHION

These cushions are designed to cover modular Adaptiv cubes. The molded base has three ledges that secure to the cube and one open side for tabletops to slide along.

FOLDING CUSHION

This small cushion folds to be used as a backrest during the day or is unfolded on top of table to become your bed.

DELUXE FOLDING CUSHION

This cushion features straps so you can utilize the folding cushion as a backrest when outside of the camper.

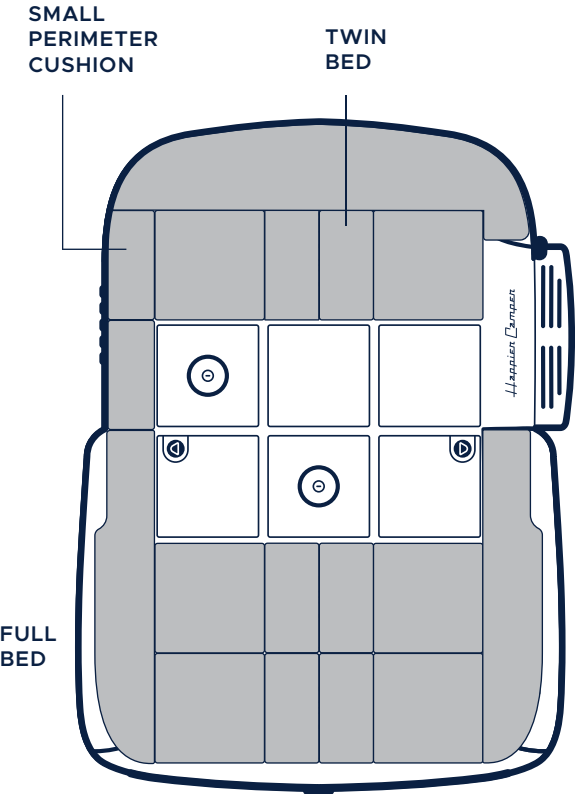
SURROUNDING CUSHIONS

These cushions help expand the sleeping and seating area. The surrounding cushions cover the interior perimeter benches.

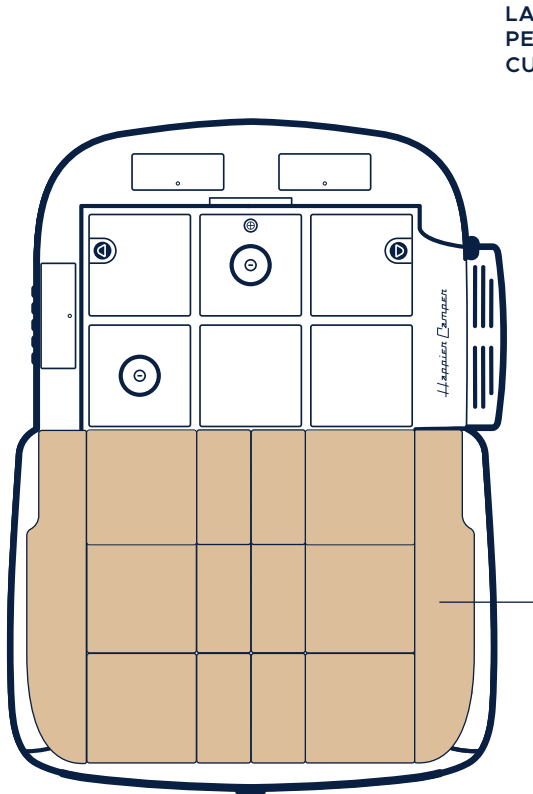
*Not needed for the HC1 Studio.



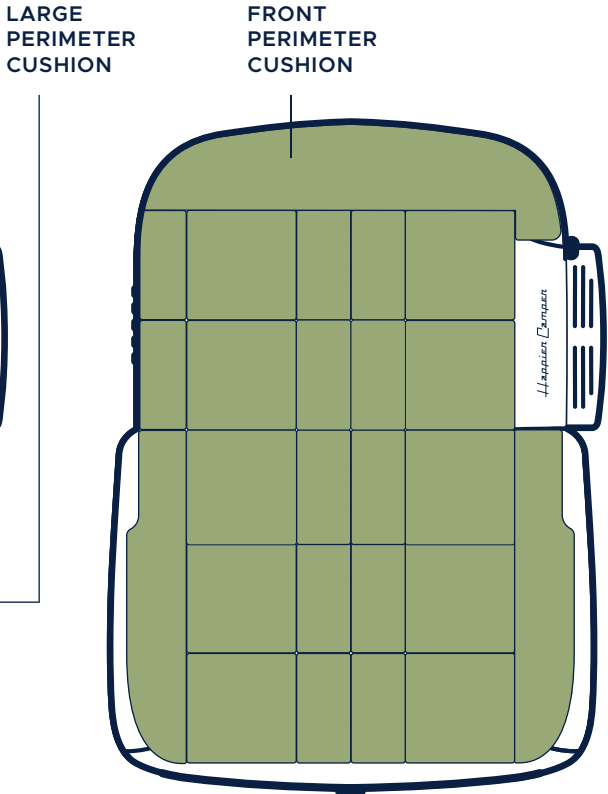
HC1 BED LAYOUT EXAMPLES



TWIN + FULL COMBINATION




QUEEN BED

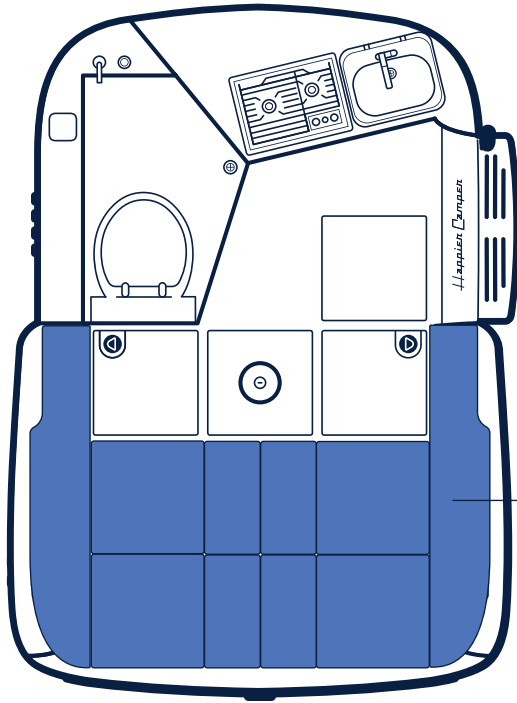


MEGABED

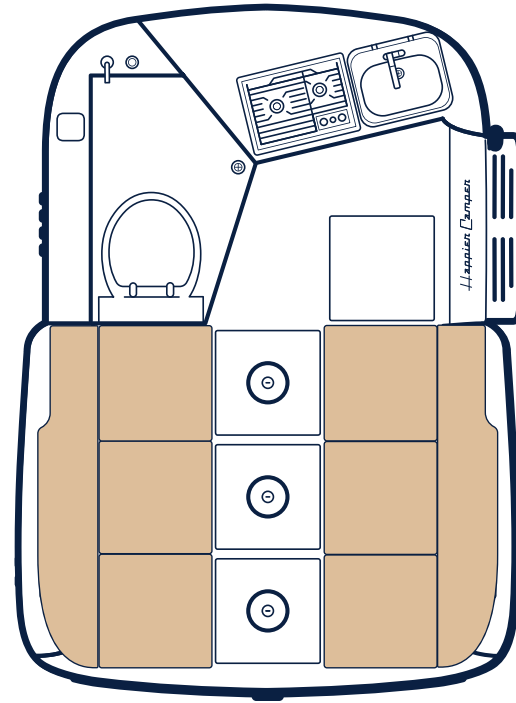
HC1 STUDIO BED LAYOUT EXAMPLES



QUEEN BED



FULL BED




LOUNGE



TRAVELER CUSHIONS




BEIGE



GRAY


Pick one cushion color



MOLDED BASE
FORM-FITTING CUSHION

CUBE CUSHION


These cushions are designed to cover modular Adaptiv cubes. The molded base has three ledges that secure to the cube and one open side for tabletops to slide along.



FOLDING CUSHION

FOLDING CUSHION


This small cushion folds to be used as a backrest during the day or is unfolded on top of table to become your bed.




FOLDING CUSHION
WITH STRAPS

DELUXE FOLDING CUSHION

This cushion features straps so you can utilize the folding cushion as a backrest when outside of the camper.



SMALL
PERIMETER
CUSHION



LARGE
PERIMETER
CUSHION

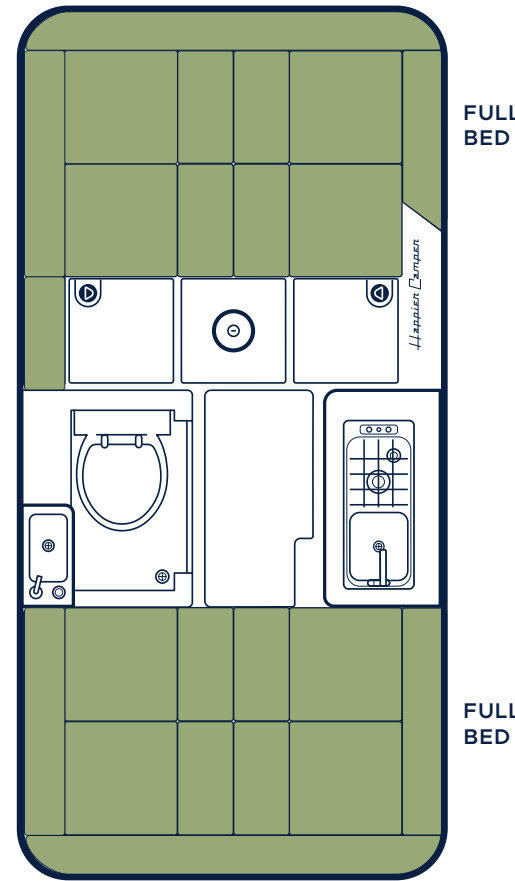


FRONT OR BACK
PERIMETER
CUSHION

SURROUNDING CUSHIONS

These cushions help expand the sleeping and seating area. The surrounding cushions cover the interior perimeter benches.


TRAVELER BED LAYOUT EXAMPLES



FULL
BED

FULL
BED

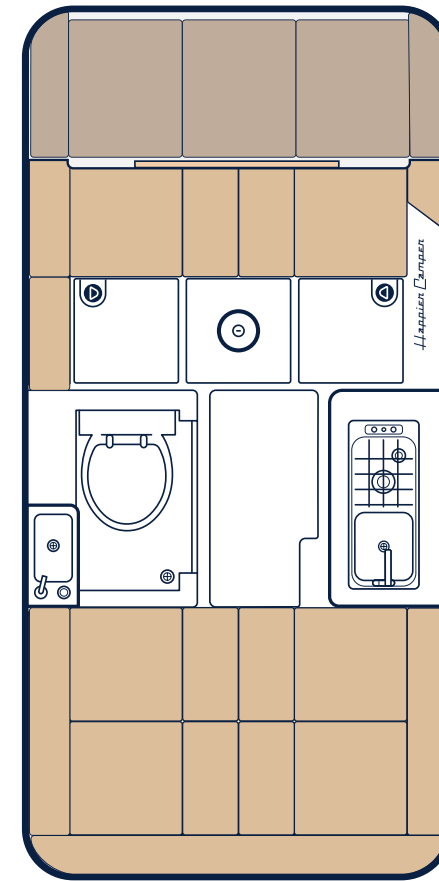
DOUBLE FULL



QUEEN
BED

FULL
BED

QUEEN+ FULL



BUNK
BED
ABOVE

FULL
BED
BELOW

FULL
BED

DOUBLE FULL + TWIN BUNK

PRO TIPS!

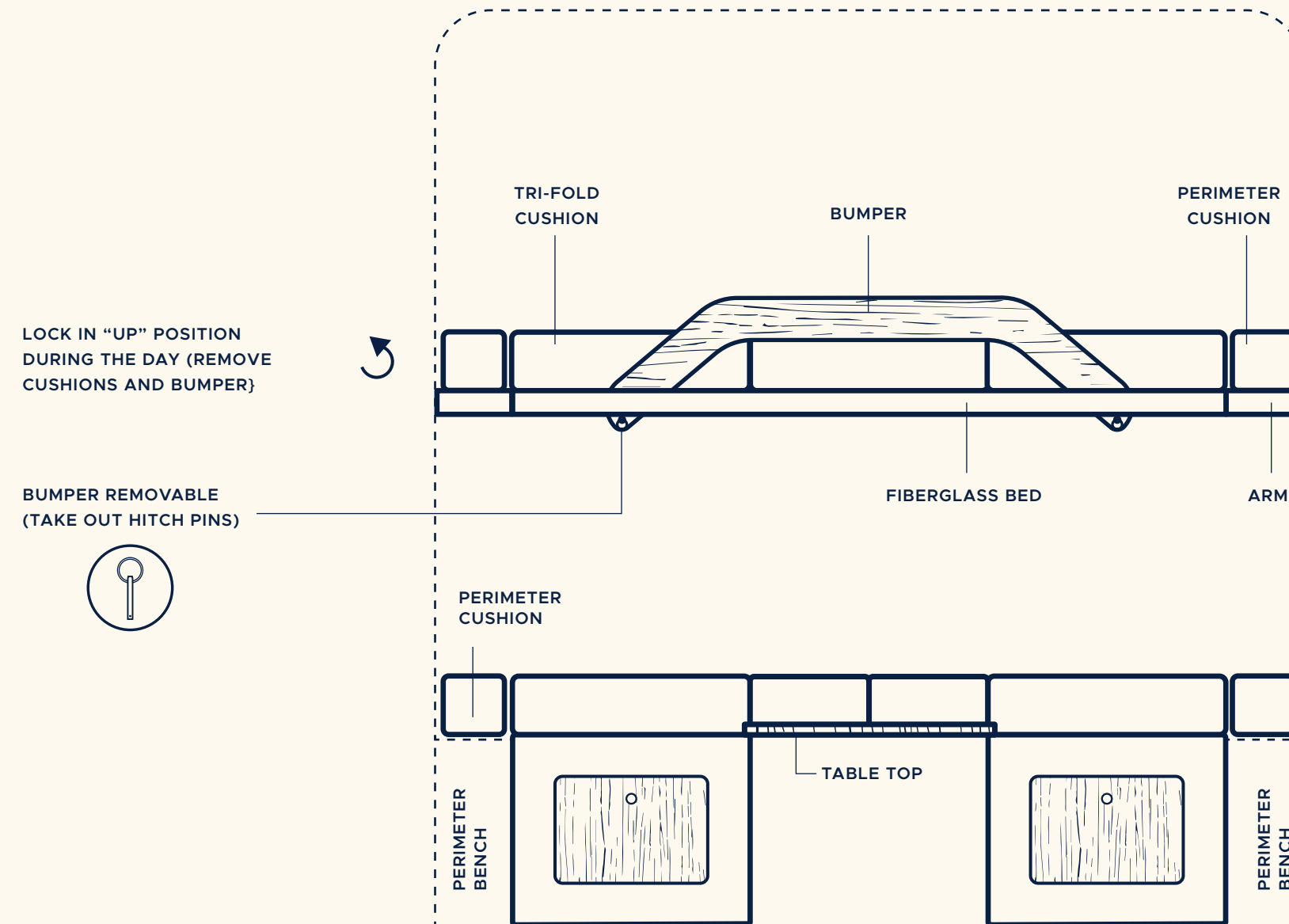
UV-Resistant Cushion Care

Spot treat your cushions with a mild detergent and a damp cloth. We don't recommend soaking the cushion covers when they are inserted over the foam.

To clean larger messes, you can remove the cushion covers, put them in the laundry with a gentle detergent, and lay flat to dry. **To prevent your cushion covers from shrinking, do not launder on high heat or place in the dryer.** Lay the cushions flat in a well-ventilated space or outdoors to dry. Do not place wet cushion covers back on the foam to prevent mold issues!

CONVERTIBLE BUNK BED / COUCH KIT

AVAILABLE FOR HC1 AND HCT



BUNK BED

Happier Camper can install a folding bunk bed at the head of an HC1 or Traveler Camper. It comes equipped with a bumper and bunk cushion set (tri-fold cushion and two perimeter cushions) in your upholstery package color.

Need more room for little ones? We can outfit your HC1 or HCT with a bunk bed. When not in use, this convertible bunk bed can fold down and be used as a couch. If it's not needed as a bed, the top bunk can moonlight as a storage area to help keep you organized.

Our Convertible Bunk Bed and Couch Kit helps maximize sleeping space for families.. Rated to 120 lbs, the bunk bed and couch kit functions as a sleeping area at night. To minimize, simply lock the fiberglass bunk in the up position using the heavy-duty latches.

TWIN BED

A twin bed is with an Adaptiv® row (two cubes plus a table top), along with corresponding perimeter cushions. Customize your bed with a variety of cubes to maximize storage.

The small bumper helps keep little ones and the cushion in place while the arms on the side of the bunk extend the sleeping area. We recommend removing or securing items stored here before towing.




DAYTIME
 USING THE BRACKETS,
 SIMPLY HINGE THE
 TOP BUNK DOWN TO
 USE IT AS A COUCH.

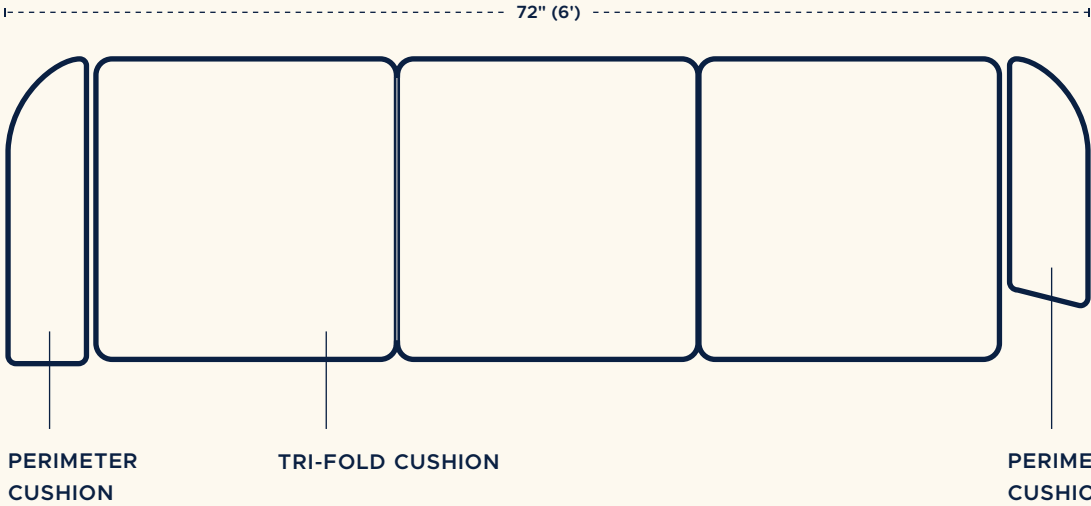
BUNK BED CUSHIONS



BEIGE



GRAY



BUNK BED CUSHIONS

The Bunk Bed Cushions provide a comfortable sleeping area in the front of the HC1 or HCT. When not in use, you can remove the cushions to utilize the top bunk as a storage area.

MATTRESS TOPPERS

The luxury memory foam mattress toppers are designed to provide an ultimately comfortable sleeping experience, featuring a 3" of memory foam. Not only that, this topper is a two piece component that rolls up into two pieces to bolster seat during the day for dining or lounging. We offer an Adaptiv queen-sized mattress topper for the HC1 and HC1 Studio and an Adaptiv® full-sized for the HCT.



FULL LUXURY MATTRESS TOPPER

This topper covers two Adaptiv® rows. The two separate mattress pieces each come with a sleeve for storage and for transforming into a bolster.



QUEEN LUXURY MATTRESS TOPPER

This topper covers three Adaptiv® rows. The two separate mattress pieces each come with a sleeve for storage and for transforming into a bolster.





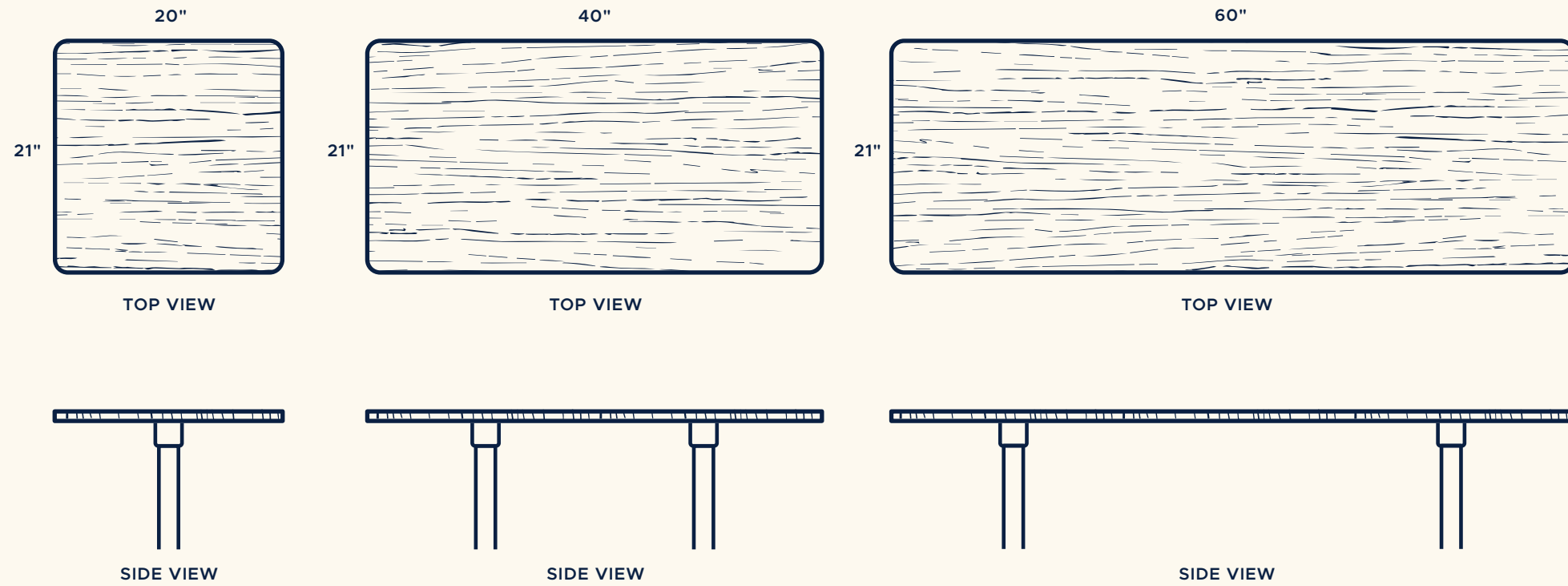
THE ADAPTIV[®] TABLETOP

Whether you're relaxing in your camper, creating a cozy setup to sleep, or taking some gear outside for a picnic, our easy-to-use tabletop packages can easily be moved to suit the situation.

THE TABLETOP FEATURES:

- You can choose between a single, double, or triple tabletop
- Each table top will come with a mounting bracket (or brackets, depending on the size of the table) so you can easily insert a table leg
- Each table top package includes table legs, which can be quickly screwed and popped into place: no extra hardware required
- Add a patio base to your order to use the tables outside
- Slide a tabletop between cubes and top with a folding cushion to form a bed

ADAPTIV® TABLETOPS



SINGLE TOP

Small and light, these single table tops are the most versatile table we offer. The table can be centered or off-centered.

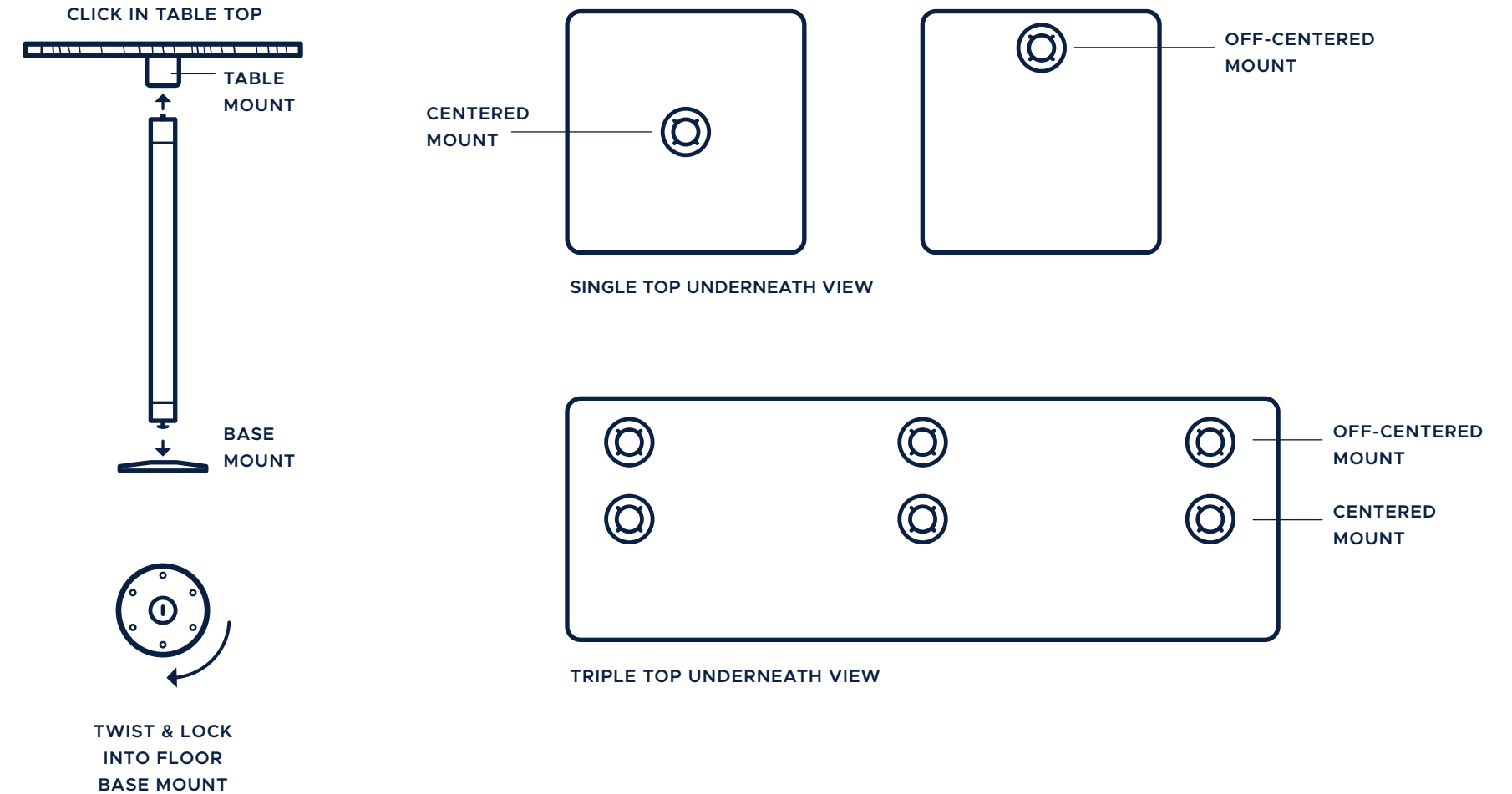
DOUBLE TOP

We love using a double table top as part of a queen-sized bed and for dining with others. To make an Adaptiv queen-sized bed, combine a double tabletop with a single tabletop. Can only be centered.

TRIPLE TOP

The triple table top is our longest option. This can be used for serving or vending under the roadside concession window. It can be centered or off-centered or both.

TABLETOP MOUNTING OPTIONS



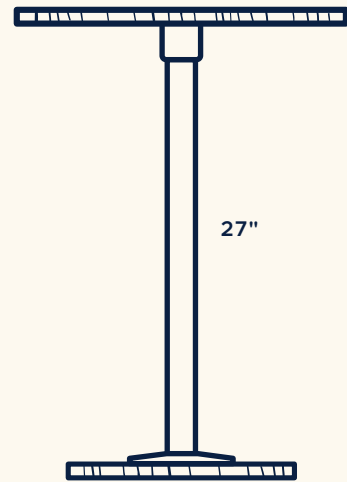
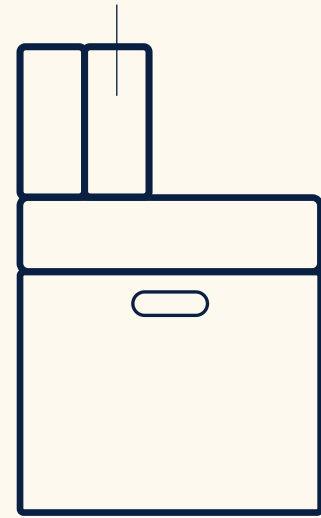
There is a long side and a short side. The longer side is great if you want the table top to be closer to the body. The shorter side works well if you need more space.

If you have 2 single tabletops, then we recommend 1 centered and 1 off-centered tabletop.

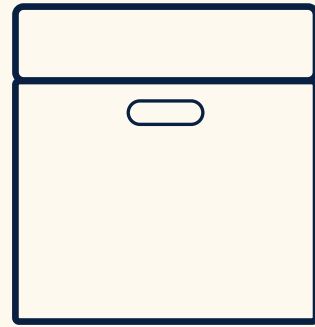
On the tripletop you can choose centered, off-centered, or both.

ADAPTIV® PATIO BASE

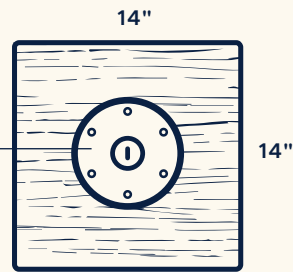
FOLDING CUSHION



SIDE VIEW



SAME BASE MOUNT AS CAMPER GRID FLOOR (TWIST AND CLICK)



TOP VIEW

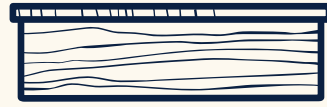
Bring your tabletops outside with the patio base. Add a table leg and tabletop to the patio base for an outdoor table.

Additionally, you can place the patio base inside the opening of an Adaptiv Cube to create a cocktail-height table.

The patio base is also a helpful accessibility tool. Customers have utilized the patio base inside the camper to create alternative placements for their tables which makes the interior more wheelchair accessible!



ADAPTIV® COUNTERTOP LID



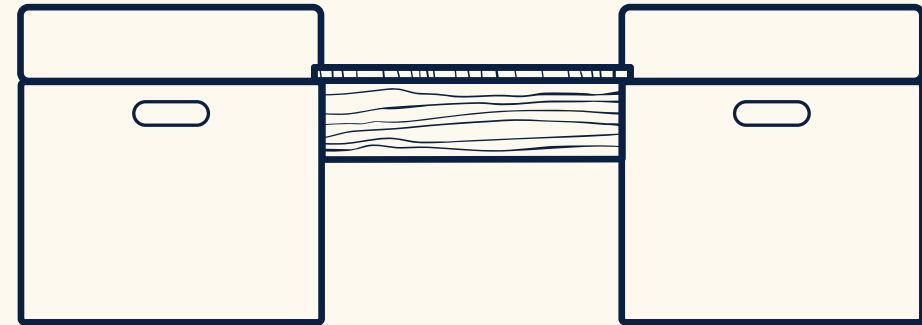
COUNTERTOP LID



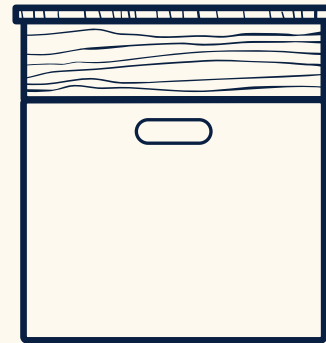
WEATHERED
WOOD



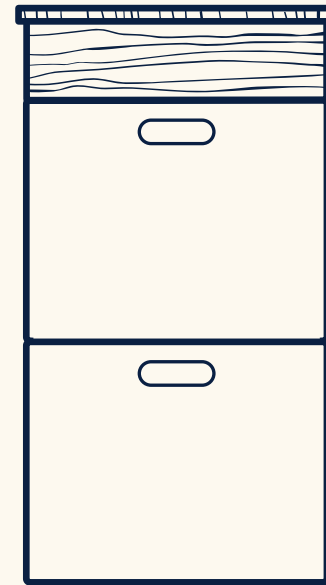
BAMBOO



IN BETWEEN TWO CUBES



ON TOP OF ONE CUBE



ON TOP OF TWO CUBES

COUNTERTOP LID

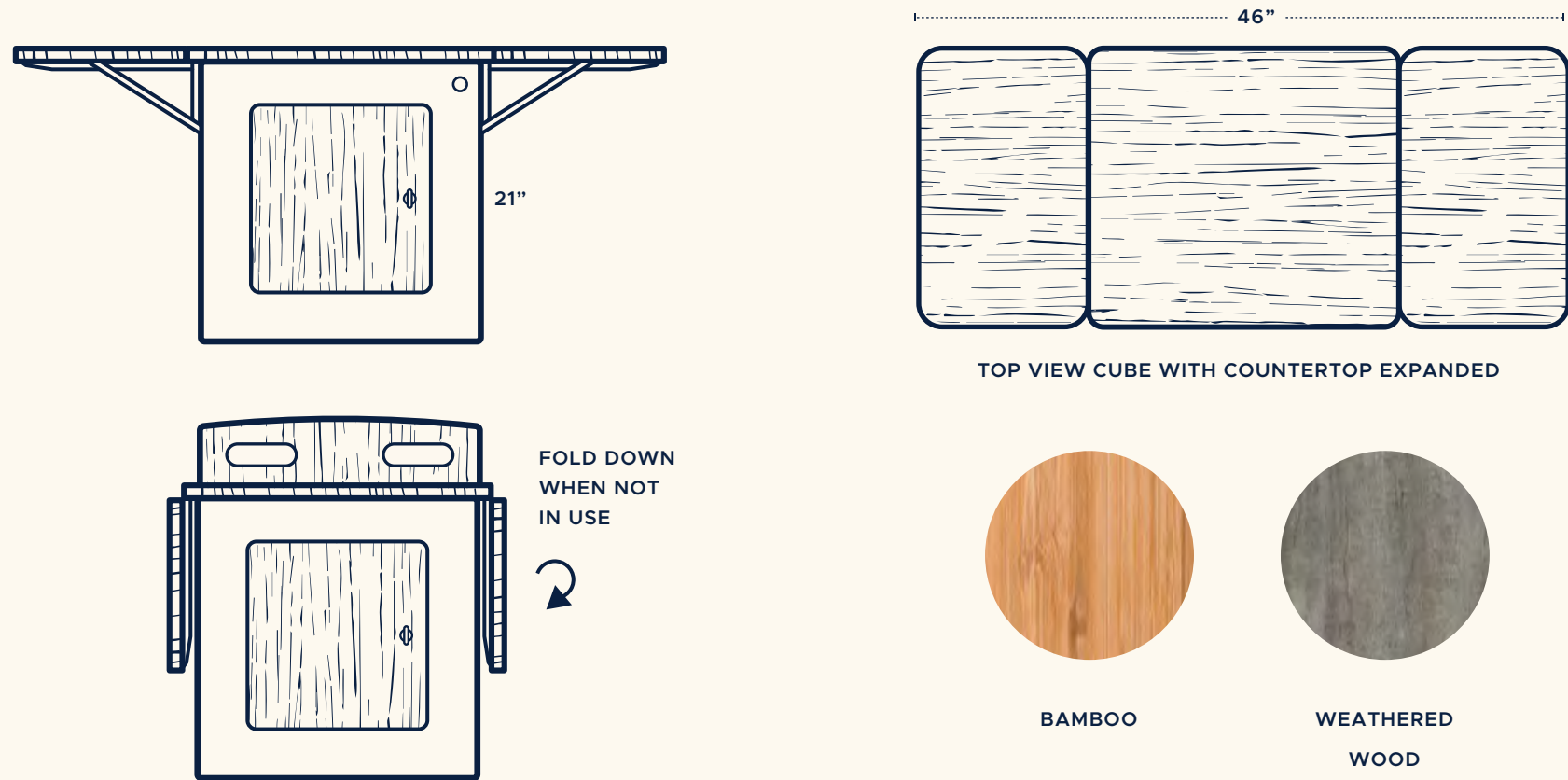
The Adaptiv Countertop Lid can top any Adaptiv Cube to create a convenient flat surface in your HC1. Additionally, it can slide between cubes and be used as part of the bed configuration. Available in our two wood finishes.

NIGHTSTAND KIT

The Adaptiv Nightstand Kit comes with a countertop lid and a deluxe cube. You can use this combination as food prep surface, or for outdoor dining. You can also stack two cubes under the countertop lid for a taller surface.



ADAPTIV® EXPANDABLE COUNTERTOP



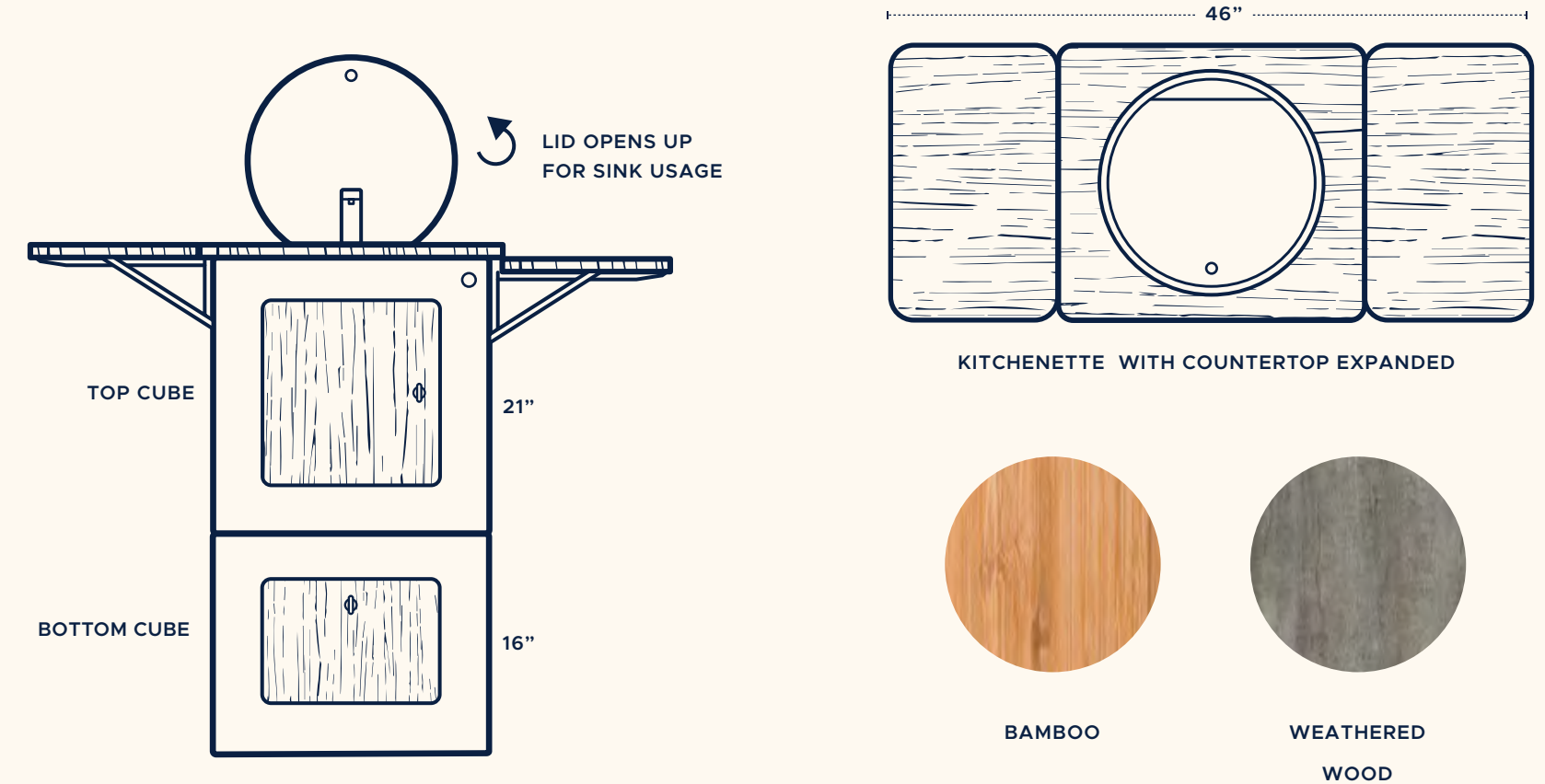
TALL DELUXE CUBE WITH EXPANDABLE COUNTERTOPS

This Adaptiv upgrade was designed to provide you with more storage and prep space while on the road. The tall deluxe cube is 5" taller than a standard Adaptiv cube but fits anywhere on the Adaptiv grid floor.

Want a taller surface? We recommend purchasing an additional cube to place below. You can secure it in place with the provided thumbnail screws.

The top cube features a large wooden door that hinges open for maximum storage. The expandable countertops hinge up from either side. Simply hinge the folding countertops shut when not in use to keep them out of the way.

ADAPTIV® KITCHENETTE



COMPACT KITCHENETTE

The Compact Kitchenette is entirely self-contained, making it perfect for the HC1 or #vanlife with the Adaptiv for Vans kit.

The kitchenette features a sink, an 11L freshwater jug and 11L graywater jug, a battery-powered faucet, and weather-resistant cover. The sink includes a custom cutting board plus a glass cover that folds down to give you a smooth surface when the sink is not in use. It also includes a portable butane stove and integrated silverware organizer.

The Compact Kitchenette includes a lower cube with a deluxe upgrade to easily store items or food.

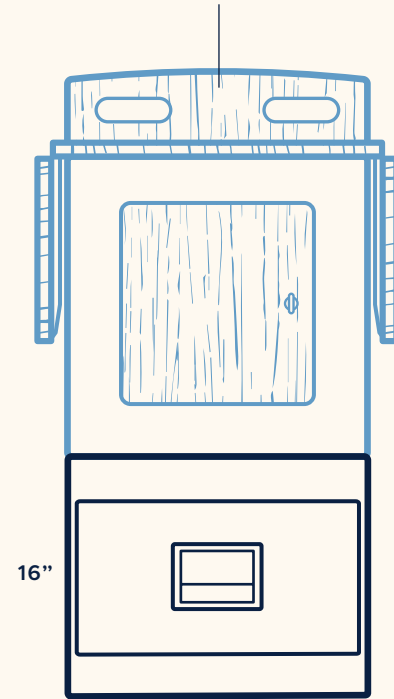
Upgrades available:

Insulated Drawer Upgrade: Provides insulated storage space for your snacks or personal items, like electronics

Drawer Fridge Upgrade: features a 20L drawer fridge that runs on DC-power

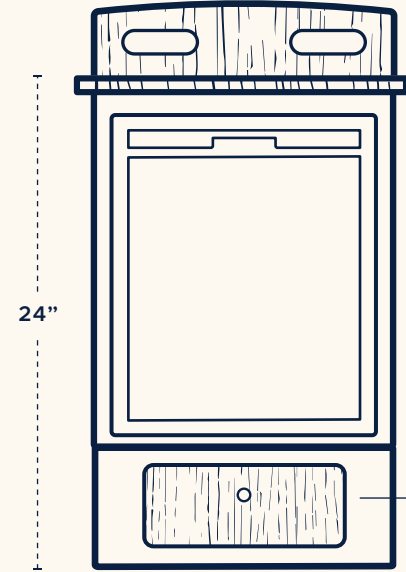
ADAPTIV® FRIDGE OPTIONS

STACK UNDERNEATH THE KITCHENETTE OR AN EXPANDABLE COUNTERTOP



DRAWER FRIDGE CUBE (20L)

The Fridge Drawer Cube is a nice option because it is the size of a regular cube. It has the standard modular top, so you can use it like any other cube: as a seat, as part of a bed, etc.




COUNTERTOP FRIDGE CUBE (50L)

The Countertop Fridge Cube has a nice wooden finished top that acts as a side table; it uses more space because of its height, but it is bigger than the Fridge Drawer Cube at 50L.


This fridge is only available for the HCT.

COMES WITH A DELUXE HALF CUBE



STANDARD FLOOR PANEL

Made of marine-grade, mold-resistant woven vinyl affixed to a molded plastic base. It stays securely on to the floor grid system and can be cleaned easily with a hose.



FLOOR PANEL WITH TABLE LEG ACCESS HOLE

With the same features as the standard floor panel but an added table leg access hole, this floor panel protects your floor while allowing you to set up a tabletop.

PORTABLE TOILETS



ADAPTIV® DRY FLUSH TOILET

This clever Dry Flush toilet has been designed to mimic the size and shape of a standard Adaptiv cube. With its ultra-lightweight design, the Dry Flush Toilet can be used anywhere you want to move it. It can also be used as part of a standard configuration in your trailer or van. In the HC1 and A4V, the toilet features a fabric cover with a thin layer of foam so the toilet can be used as seating.

Cartridges seal waste into a plastic bag, meaning you never have to deal with sanitizing black water tanks again. Disposing of waste is as simple as throwing away the cartridge. Long-lasting battery can easily be recharged in the HC1 but can last 2+ months between charges.



CASSETTE TOILET

This convenient lightweight toilet is another great option for your camper. The push-button technology makes it easy to use and will always ensure a powerful and hygienic flush with less pump and less mess.

The strong ABS construction has a smooth finish and is easy to clean.



SOLAR PACKAGES



SOLAR PACKAGE

Features a 100 watt solar panel with solar controller plus an upgrade to a Lithium Iron battery (from the standard AGM battery).



INVERTER PACKAGE

Allows you to use AC-power when you're off-the-grid and not hooked up to shoreline power. The inverter also provides 2,000W pure sine wave energy, which is optimal for sensitive electronics and devices, such as CPAP machines.

HEATING & COOLING



FORCED AIR HEATER

Our forced air heater involves a *20 lb. propane tank that is mounted above the tongue. The total exhaust system is equipped with dual vents and a control panel. This upgrade is available for the HC1, HC1 Studio (Standard Package), and HC1 Venture*.

*The HCT (Premium Package) includes a combination air and water heater.



COOLING PACKAGE

The cooling package includes an AC-powered, or shoreline powered, air conditioner. You must be plugged in to use this powerful air conditioner, which makes it the perfect for use while visiting RV parks or other spots with amenities.

OFF-GRID COOLING PACKAGE

If you want to get off the grid and have AC while boondocking, the Off-Grid Cooling Package is a great addition to your build. This package features a 12V air conditioner and a dedicated second lithium battery.

If you would like to order the Off-Grid Cooling Package, you must also include the solar package in your build.



EXTERIOR UPGRADES



CRANK OUT AWNING

The Fiamma Crank Out Awning features an easy-to-use awning that smoothly opens with a crank hook. The hook is foldable so it can easily be stored. The awning uses two adjustable legs to stay securely open.



SUSPENSION AWNING

The Suspension Awning folds out and uses fiberglass poles, much like a tent, to open the shade awning. The shade is flexible and is stored in a compact case.



CHROME BELLY BAND

To give your camper a retro flare, add a chrome belly band to your HC1 Suite order.



25' HEAVY-DUTY AC 12 GAUGE EXTENSION CORD

Perfect for connecting your camper to shoreline power using the 30A adapter provided to you in your camper order.



ROADSHOWER W/ CUSTOM T-BRACKET

Want an outdoor shower to keep the dogs clean or rinse off your mountain bike after hitting the terrain? The 4 gal Yakima RoadShower is installed on the rear hitch receiver with a custom mounting bracket.



EXTERIOR BARS

Adding a removable exterior bar allows you to have serving and vending space for special events, your business ventures, or simply to host your friends for “Happier Hour”. They can be placed in storage bags when not in use and for transit.



FULL-SIZE FIBERGLASS EXTERIOR BAR

Installed on the roadside, the full-size fiberglass exterior bar features two fiberglass shelf pieces to create a long serving platform outside of your camper. These fiberglass bars mount to the side of your camper and are easily removed for travel. They come with a custom carrying case.

The bar aligns with your HC1's belly band. It can hold up to 35 lbs and spans the roadside of your camper. The standard color is Mammoth White. Other gelcoat colors or custom gelcoat upgrades are available. Available for HC1 Suite only.



COMPACT FIBERGLASS EXTERIOR BAR

This fiberglass exterior bar is installed on the curbside of the camper, next to the side door. Same as the full-size one, it is easily removable when you are ready to hit the road. The bar comes with a custom carrying case.

The exterior bars come in Mammoth White or can be upgraded to match your camper's color!

Available for the HC1 Suite and the Traveler.

INTERIOR UPGRADES



IPAD AND TABLET DOCKING MOUNT

Want an entertainment center that is convenient and flexible? The iPad and Tablet Docking mount provides the perfect place for your tablet.

In the HC1 Suite, this upgrade is installed at the curbside of your camper so you can enjoy a movie while tucked into bed.

The HC1 Studio and HCT have a built-in media center attached to the wall of the bathroom facing the Adaptiv living area. The iPad and Tablet Docking Mount is also designed to be removed from the built-in media center for use independently throughout the camper.



BLUETOOTH SPEAKER PACKAGE

Enjoy access to Bluetooth speakers inside of your Happier Camper. This user-friendly installation allows to connect your devices for sound without having to carry portable speakers on your camping trips - perfect for entertaining! The bluetooth package is installed at the side door entrance of the HCT, while the HC1 Suite is installed at the rear.



HANGAR MOUNT

Hanger mounts are a U-Shape piece plastic installed underneath the cabinet. When stowed away it appears almost flat. It is primarily used for hanging towels or clothes to dry.

The HC1 features two hangar mounts, both on the roadside.

The HC1 Studio comes with one on the roadside.

Not available for the Traveler.

HC1 SUITE PRIVACY SCREENS

These screens are easy to install, adding functionality and privacy to the HC1 when camping. Simply snap them in from the inside of your camper for a neat and precise fit.



SIDE DOOR PRIVACY SCREEN

This accessory covers the side door opening. It can be zipped open or rolled to the side then secured with Velcro. The lower half is designed with dense fabric for privacy, while the top half consists of mesh to allow for cross ventilation.



REAR HATCH PRIVACY SCREEN

This accessory covers the rear hatch opening. It can be rolled upwards then secured with Velcro. The lower half is designed with dense fabric for privacy, while the top half consists of mesh to allow for cross ventilation. Does not obstruct opening and closing of the hatch door.



REAR HATCH POUCHES

Available for the HC1 Suite.

These pouches allow you to stash items you want readily available, such as jackets or sunscreen, and can be closed with bungee straps.



HC1 EXTERIOR COVER

This exterior cover protects your HC1, HC1 Studio, or HC1 Venture's gelcoat from the sun's rays. It has custom openings that provides access to the side door as well as the rear hatch.

